

Brass Art

— DISTINCTLY BRITISH —

Exquisite Entrance Door Furniture



Constable Centre Door Knob [602-3]. See page 9
Pictured in Polished Chrome

BrassArt

— DISTINCTLY BRITISH —

*Boutique Manufacturer of Luxury Door,
Cabinet & Window Hardware*

For decades BrassArt have been manufacturing luxury architectural ironmongery for 5-star hotels, royal palaces, super yachts, castles, flagship retail stores and luxury private residences. Known originally for our period ranges we also have the expertise and back-catalogue of products to furnish stately homes, listed buildings and heritage properties to their original standards of style and function.

Our aim is to ensure quality luxury architectural ironmongery is admired and appreciated worldwide. As purveyors of premium touchpoints through fine craftsmanship, unrivalled quality, & classic, timeless design; we work hard to ensure the needs of our clients and primary customers are fully met, offering an extensive knowledge of both traditional and contemporary products to the global ironmongery market.

All of our entrance door hardware is made and finished to order; taken from initial conceptual design through to exquisite hand-finishing and packaging. Each phase of production in our factory at the heart of the Black Country in the West Midlands is overseen by our team of dedicated engineers. Brassart front door hardware is found in some of the world's most luxurious homes, hotels and hospitality venues around the world.

Premium Bespoke Design Service

We recognise that the most distinguished of styles will often require a design and look offered only by a tailored piece or set of hardware. BrassArt are one of the few remaining UK manufacturers to offer a bespoke design and manufacturing service to end users and retail partners alike. Our approach, led by your inspiration, follows our core principles of exceptional timeless design, unmatched quality and supreme craftsmanship. To start your bespoke journey get in touch with one of our team.

BrassArt, England. Est. 1935.



Our Finishes

Electro-plated Finishes



Polished Chrome
(PC)



Satin Chrome
(SC)



Polished Nickel
(PN)



Satin Nickel
(SN)



Silver Plate
(SP)



Antique Gold
(AG)



Rose Gold
(RG)



Polished Copper
(PCu)



Black Nickel
(BN)



Matt Black
(MB)



Satin French
Lacquer Gilt
(SFLG)



Polished French
Lacquer Gilt
(FLG)



Polished Brass
Lacquered
(PB)



Satin Brass
(SB)



Light Antique Brass
(LAB)



Medium Antique
Brass
(MAB)



Dark Antique Brass
(DAB)



Dark Antique Copper
(DACu)



Medium Antique
Copper
(MACu)



Light Antique Copper
(LACu)



White Bronze
(WBz)



Pewter
(PEW)



Bronze Metal Antique
(BMA)



Antique Nickel
(AN)



Antique Silver
(AS)

Living Finishes

Princess



Princess Centre Door Knob [900-2] & Ring Knocker [941-1]
Pictured in Polished Chrome



Princess Drop Knocker
930-1: Size 145 x 20mm
930-2: Size 200 x 18mm
Bolt-Through Fixing

Pictured in Polished Chrome



Princess Letter Plate
901: Size 303 x 88mm
Bolt-Through Fixing

Pictured in Polished Chrome



Princess Plate Door Bell
905: Size 88 x 35mm
Face Fixed

Pictured in Satin Brass



Princess Centre Door Knob
900-1: Size 76mm Diameter
900-2: Size 110mm Diameter
900-3: Size 125mm Diameter
900-4: Size 150mm Diameter
Bolt-Through Fixing

Pictured in Medium Antique Brass



Princess Cylinder Pull
912: Size 74 x 47mm
Concealed Fixed

Pictured in Polished Brass



Princess Ring Knocker
941-1: Size 116mm Diameter
941-2: Size 185mm Diameter
Bolt-Through Fixing

Pictured in Polished Chrome



Princess Cylinder Pull on Plate
938-55: Size 300 x 55mm
Face Fixed

Pictured in Medium Antique Brass



Princess Rose Door Bell
957: Size 78mm Diameter
Face Fixed

Pictured in Polished Chrome



Princess Centre Door Knob [900-2]. See page 5

Pictured in Satin Brass

Image courtesy of Y-Secure - www.ysecure.co.uk | 020 3876 5712

Princess Ring Knocker [941-1]. See page 5.

Pictured in Polished Chrome

Image courtesy of Y-Secure - www.ysecure.co.uk | 020 3876 5712



Constable Centre Door Knob [600-3] & Drop Knocker [626-1]
Pictured in Polished Nickel



Constable

Constable Letter Plate

631: Size 303 x 88mm
Bolt-Through Fixing



Pictured in Polished Nickel

Constable Rose Door Bell

632: Size 78mm Diameter
Face Fixed



Pictured in Dark Antique Brass

Constable Plate Door Bell

631: Size 80 x 32mm
Face Fixed



Pictured in Medium Antique Brass

Constable Cylinder Pull

631: Size 70 x 44mm
Concealed Fixed



Pictured in Polished Brass

Constable Ring Knocker

625-1: Size 116mm Diameter
625-2: Size 185mm Diameter
Bolt-Through Fixing



Pictured in Polished Chrome

Constable Centre Door knob

602-0: Size 65mm Diameter
602-1: Size 76mm Diameter
602-2: Size 110mm Diameter
602-3: Size 125mm Diameter
602-4: Size 150mm Diameter
Bolt-Through Fixing



Pictured in Light Antique Brass

Constable Drop Knocker

626-1: Size 140 x 20mm
626-2: Size 200 x 18mm
Bolt-Through Fixing



Pictured in Polished Nickel

Constable Cylinder Pull on Plate

631: Size 303 x 88mm
Face Fixed



Pictured in Polished Brass



Constable Centre Door Knob [602-3]. See page 9.

Pictured in Medium Antique Brass

Image courtesy of SWD Bespoke – www.swdbespoke.com | 01932 851081

Adam Centre Door Knob [307-1]. See page 13.
Pictured in Polished Brass
Image courtesy of Y-Secure - www.ysecure.co.uk | 020 3876 5712





Adam Centre Door Knob [307-1] & Letter Plate [301]
Pictured in Light Antque Brass

Adam



Pictured in Light Antique Brass

Adam Centre Door Knob
307-1: Size 99mm, Rose
129mm
307-2: Size 137mm, Rose
175mm
Bolt-Through Fixing



Pictured in Polished Chrome

Adam Centre Door Knob
307-1: Size 99mm, Rose
129mm
307-2: Size 137mm, Rose
175mm
Bolt-Through Fixing



Pictured in Light Antique Brass

Adam Letter Plate
301: Size 302 x 106mm
Bolt-Through Fixing



Pictured in Polished Chrome

Adam Emblem Escutcheon
106: Size 122 x 40mm
Face Fixed



Pictured in Light Antique Brass

Adam Oval Escutcheon
105c: Size 38 x 22mm
Face Fixed



Pictured in Satin Brass

Adam Round Open Escutcheon
127PY: Size 57mm Diameter
127PU: Size 57mm Diameter
127LK: Size 57mm Diameter
Concealed Fixed



Pictured in Light Antique Brass

Adam Door Bell
285: 58mm Diameter
Face Fixed



Pictured in Polished Brass

Adam Emblem Closed Escutcheon
106c: Size 122 x 40mm
Face Fixed

Liberty Centre Door Knob [700] & Drop Knocker [703]
Pictured in Antque Nickel



Liberty

Liberty Closed Escutcheon

734c: Size 39 x 28mm
Face Fixed



Pictured in Antique Nickel

Liberty Push Plate

733: Size 300 x 60mm
Face Fixed



Pictured in Antique Nickel

Liberty Centre Door Knob

700: Size 88 x 80mm
Bolt-Through Fixing



Pictured in Antique Nickel

Liberty Door Knob on Rose

721-1FF-730-1: Size 56 x
50mm, Rose 60mm
Face Fixed

Also available on latch plate,
bathroom plate or lock plate



Pictured in Antique Nickel

Liberty Cylinder Pull

712: Size 70 x 43mm
Concealed Fixed



Pictured in Antique Nickel

Liberty Door Handle on Rose

721-1CF-721-1: Size 114mm,
Rose 60mm
Concealed Fixed

Also available on latch plate,
bathroom plate or lock plate



Pictured in Antique Nickel

Liberty Drop Knocker

703: Size 140 x 20mm
Bolt-Through Fixing



Pictured in Antique Nickel

Liberty Door Handle on Plate

721-1CF-721-1: Size 114mm,
Plate 205 x 48mm
Face Fixed

Also available on latch plate,
bathroom plate or lock plate



Pictured in Antique Nickel

Chelsea



Chelsea Centre Door Knob [1000-75-75], Push Plate [1800-305] & Eden Escutcheon [1403-LK].
Pictured in Polished Brass

Chelsea Centre Door Knob

1000-75-75: Size 75 x 75mm
1000-100-100: Size 100 x 100mm
1000-125-125: Size 125 x 125mm
1000-150-150: Size 150 x 150mm
Bolt-Through Fixing



Pictured in Light Antique Brass

Chelsea Push Plate

1800-305: Size 305 x 64mm
1800-400: Size 400 x 64mm
1800-500: Size 500 x 64mm
1800-600: Size 600 x 64mm
Face Fixed



Pictured in Polished Brass

Chelsea Door Handle on Plate

1204B-E210FF-1-S: Size 140mm, Plate 210 x 50mm
Face Fixed

Also available on 5 styles of rose and a smaller 130mm latch plate which can be used as a lock plate or bathroom plate also.



Pictured in Polished Brass

Chelsea Ring Knocker

100-85: Size 85 x 85mm
100-115: Size 115 x 115mm
100-150: Size 150 x 150mm
Bolt-Through Fixing



Pictured in Medium Antique Brass



Chelsea Centre Door Knob [1000-125-125]. See Page 17.

Pictured in Medium Antique Brass

Image courtesy of Y-Secure - www.ysecure.co.uk | 020 3876 5712




Chelsea Centre Door Knob [1000-100-100]. See page 17.

Pictured in Light Antique Brass

Image courtesy of RK Door Systems - www.rkdoorsystems.co.uk | 01872 222 300

Wychbury



Wychbury Centre Door Knob [1002-75-75] & Ring Knocker [100]
Pictured in Satin Chrome

Wychbury Centre Door Knob

1002-70-70: Size 70mm Across Faces
1002-80-80: Size 80mm Across Faces
1002-90-90: Size 90mm Across Faces
Bolt-Through Fixing



Pictured in Medium Antique Brass

Wychbury Ring Knocker

100: Size 90mm Across Faces
Bolt-Through Fixing



Pictured in Medium Antique Brass

Chelsea Push Plate

1800-305: Size 305 x 64mm
1800-400: Size 400 x 64mm
1800-500: Size 500 x 64mm
1800-600: Size 600 x 64mm
Face Fixed



Pictured in Medium Antique Copper

Wychbury Door Handle on Plate

1203B-E120FF-1-S: Size 140mm, Plate 120 x 50mm
Face Fixed
Also available on 5 styles of rose and a larger 210mm latch plate which can be used as a lock plate or bathroom plate also



Pictured in Satin Chrome



Wychbury Centre Door Knob [1002-90-90]. See page 19.

Pictured in Light Antique Brass

Image courtesy of RK Door Systems - www.rkdoorsystems.co.uk | 01872 222 300



Wychbury Ring Knocker [10002-100]. See page 19.

Pictured in Light Antique Brass

Image courtesy of RK Door Systems - www.rkdoorsystems.co.uk | 01872 222 300

Compton



Compton Centre Door Knob

1200-75-75: Size 75mm Diameter

1200-100-100: Size 100mm Diameter

1200-125-125: Size 125mm Diameter

1200-150-150: Size 150mm Diameter *[Pictured in Polished Brass]*

Bolt-Through Fixing.

Also available Compton Door Levers, Door Knobs, Pull Handles & Cabinet Hardware

Burford



Burford Centre Door Knob

1001-75-75: Size 75mm Diameter

1001-100-100: Size 100mm Diameter *[Pictured in Light Antique Brass]*

1001-125-125: Size 125mm Diameter

1001-150-150: Size 150mm Diameter

Bolt-Through Fixing.

Also available Burford Door Knobs & Cabinet Hardware

Camden



Camden Centre Door Knob

1600-75-75: Size 75mm Diameter

1600-100-100: Size 100mm Diameter

1600-125-125: Size 125mm Diameter *[Pictured in Medium Antique Brass]*

1600-150-150: Size 150mm Diameter

Bolt-Through Fixing.

Also available Camden Door Knobs & Cabinet Hardware



Cambridge

Cambridge Centre Door Knob

1004-75-75: Size 75mm Diameter

1004-100-100: Size 100mm Diameter

1004-125-125: Size 125mm Diameter

1004-150-150: Size 150mm Diameter *[Pictured in Light Antique Brass]*

Bolt-Through Fixing.

Also available Cambridge Door Knobs & Cabinet Hardware **27**

Hagley



Hagley Centre Door Knob

1700-75-75: Size 75mm Diameter

1700-100-100: Size 100mm Diameter

1700-125-125: Size 125mm Diameter

1700-150-150: Size 150mm Diameter [Pictured in Light Antique Brass]

Bolt-Through Fixing.

Also available Hagley Door Knobs

Chelsea



Chelsea Large Centre Door Knob

1000-75-75: Size 75mm Diameter

1000-100-100: Size 100mm Diameter

1000-125-125: Size 125mm Diameter

1000-150-150: Size 150mm Diameter *[Pictured in Polished Nickel]*

Bolt-Through Fixing.

Also available Chelsea Door Levers, Door Knobs, Pull handles & Cabinet Hardware



Kent

Kent Door Pull Handle

1502-'DIA'-'LENGTH'

Available in the following sizes & fixings:

20mm, 25mm, 32mm Diameter Tube

300mm, 600mm, 900mm, 1200mm, 1500mm, 1800mm Length

Bolt-Through, Concealed Fix, Back-to-Back (Pair)

20mm Diameter suitable for Cabinet Hardware use also

Pictured in Polished Chrome





Chester



Chester Door Pull Handle

1500 -'DIA'-LENGTH'

Available in the following sizes & fixings:

20mm, 25mm, 32mm Diameter Tube

300mm, 600mm, 900mm, 1200mm, 1500mm, 1800mm Length

Bolt-Through, Concealed Fix, Back-to-Back (Pair)

20mm Diameter suitable for Cabinet Hardware use also

Pictured in Medium Antique Brass



Kirkham



Kirkham Door Pull Handle

1512-'DIA'-'LENGTH'

Available in the following sizes & fixings:

20mm Diameter Tube

300mm, 600mm, 900mm, 1200mm, 1500mm, 1800mm Length

Bolt-Through, Concealed Fix, Back-to-Back (Pair)

Pictured in Polished Chrome



Dover

Dover Door Pull Handle

1515-'DIA'-'LENGTH'

Available in the following sizes & fixings:

22mm, 25mm Diameter Bar

300mm, 600mm, 900mm, 1200mm, 1500mm, 1800mm Length

Bolt-Through, Concealed Fix, Back-to-Back (Pair)

Suitable for Cabinet Hardware use also

Pictured in Satin Nickel





Chelsea

Chelsea Door Pull Handle

1513-'WIDTH'-'LENGTH'

Available in the following sizes & fixings:

25mm, 32mm Bar Width.

300mm, 600mm, 900mm, 1200mm, 1500mm, 1800mm Length

Bolt-Through, Concealed Fix, Back-to-Back (Pair)

Cabinet Hardware range also available

Pictured in Polished Brass



Bedford



Bedford Door Pull Handle

1514'-WIDTH'-LENGTH'

Available in the following sizes & fixings:

25mm, 32mm, Bar Width

300mm, 600mm, 900mm, 1200mm, 1500mm, 1800mm Length

Bolt-Through, Concealed Fix, Back-to-Back (Pair)

Cabinet Hardware range also available

Pictured in Light Antique Copper

Parkstone



Parkstone Door Pull Handle

1511-'WIDTH'-'LENGTH'

Available in the following sizes & fixings:

118 or 300 Length


Bolt-Through, Concealed Fix, Back-to-Back (Pair)

Cabinet Hardware range also available

Larger custom sizes available on request

Pictured in Polished Brass

Bude



Bude Door Pull Handle

1128-'WIDTH'-'LENGTH'

Available in the following sizes & fixings:

200mm, 300mm Length


Bolt-Through, Concealed Fix, Back-to-Back (Pair)

Ethiopia Inlay. Range of inlays available

Cabinet Hardware range also available

Larger custom sizes available on request

Pictured in Medium Antique Brass in Shagreen





Compton

Compton Door Pull Handle

1502-'DIA'-'LENGTH'

Available in the following sizes & fixings:


20mm, 25mm, 30mm Diameter

300mm, 600mm, 900mm, 1200mm, 1500mm, 1800mm Length

Bolt-Through, Concealed Fix, Back-to-Back (Pair)

Cabinet Hardware range also available

Pictured in Polished Copper



Wychbury



Wychbury Door Pull Handle

1502-'DIA'-'LENGTH'

Available in the following sizes & fixings:

26mm Bar Size (Across Faces)

300mm, 600mm, 900mm, 1200mm, 1500mm, 1800mm Length

Bolt-Through, Concealed Fix, Back-to-Back (Pair)

Cabinet Hardware range also available

Pictured in Satin Chrome

Bamboo



Bamboo Door Pull Handle

893-'SIZE'

Available in the following sizes & fixings:

25mm Approx. Bar Diameter.

Lengths: 285mm, 550mm, 875mm, 1100mm

Bolt-Through, Concealed Fix, Back-to-Back (Pair)

Cabinet Hardware range also available

Pictured in Medium Antique Brass

Louis



Louis XV Door Pull Handle

Available as left hand, right hand or straight (Bow)

358 – Bow Pull Handle, 220 x 44mm

357LH – Curved Pull (Left Hand), 226 x 75mm

357RH – Curved Pull (Right Hand), 226 x 75mm

Bolt-Through or Face Fix

Cabinet Hardware range also available.

Pictured in Medium Antique Copper – Main Image

Pictured in Medium Antique Copper, Polished Chrome &

Polished Brass – Inset Image



Wychbury or
Compton
on Crank



Wychbury on Plate Twin Crank pictured here in Polished Brass
Compton on Plate Single Crank pictured here in Antque Nickel

Wychbury or Compton Single Crank on Rose

Available in the following sizes & fixings:
Wychbury- 26mm Bar Size (Across Faces)
Compton- 20mm, 25mm, 30mm Bar Diameter
300mm, 600mm, 900mm, 1200mm, 1500mm, 1800mm Length
87 x 72mm Rose Size | Bolt-Through or Face Fixed



Wychbury pictured in Satin Chrome

Wychbury or Compton Twin Crank on Rose

Available in the following sizes & fixings:
Wychbury- 26mm Bar Size (Across Faces)
Compton- 20mm, 25mm, 30mm Bar Diameter
300mm, 600mm, 900mm, 1200mm, 1500mm, 1800mm Length
87 x 72mm Rose Size | Bolt-Through or Face Fixed



Wychbury pictured in Bronze Metal Antique

Wychbury or Compton Single Crank on Plate

Available in the following sizes & fixings:
Wychbury- 26mm Bar Size (Across Faces)
Compton- 20mm, 25mm, 30mm Bar Diameter
300mm, 600mm, 900mm, 1200mm, 1500mm, 1800mm Length
76mm x 'LENGTH' Plate Size | Bolt-Through or Face Fixed



Compton pictured in Antque Nickel

Wychbury or Compton Twin Crank on Plate

Available in the following sizes & fixings:
Wychbury- 26mm Bar Size (Across Faces)
Compton- 20mm, 25mm, 30mm Bar Diameter
300mm, 600mm, 900mm, 1200mm, 1500mm, 1800mm Length
76mm x 'LENGTH' Plate Size | Bolt-Through or Face Fixed



Wychbury pictured in Polished Brass



Door Numbers



Pictured in Medium Antique Brass

Door Number '1'
000-1: Size 82 x 30mm
Face Fixed



Pictured in Light Antique Brass

Door Number '2'
000-2: Size 82 x 53mm
Face Fixed



Pictured in Polished Nickel

Door Number '3'
000-3: Size 82 x 54mm
Face Fixed



Pictured in Dark Antique Brass

Door Number '4'
000-4: Size 82 x 57mm
Face Fixed



Pictured in Polished Nickel

Door Number '5'
000-5: Size 82 x 54mm
Face Fixed

Door Number '6'
000-6: Size 82 x 53mm
Face Fixed



Pictured in Bronze Metal Antique

Door Number '7'
000-7: Size 82 x 53mm
Face Fixed



Pictured in Light Antique Brass

Door Number '8'
000-8: Size 82 x 51mm
Face Fixed



Pictured in Polished Brass

Door Number '9'
000-9: Size 82 x 53mm
Face Fixed



Pictured in Bronze Metal Antique

Door Number '0'
000-0: Size 82 x 52mm
Face Fixed



Pictured in Polished Chrome



Pictured in Polished Chrome

Princess Oval Closed Escutcheon

919c: Size 45 x 23mm
Face Fixed



Pictured in Medium Antique Brass

Princess Round Closed Escutcheon

934c: Size 38 x 30mm
Face Fixed



Pictured in Polished Chrome

Princess Round Open Escutcheon

944PY: Size 50mm Diameter
944PU: Size 50mm Diameter
Face Fixed



Pictured in Polished Nickel

Constable Round Closed Escutcheon

915c: Size 39 x 30mm
Face Fixed



Pictured in Polished Brass

Constable Round Open Escutcheon

618PY: Size 50mm Diameter
618PU: Size 50mm Diameter
Face Fixed

Borden Round Open Escutcheon

1401-PY: Size 50mm Diameter
1401-PU: Size 50mm Diameter
1401-LK: Size 50mm Diameter
Concealed Fixed



Pictured in Polished Copper

Corby Round Open Escutcheon


1402-PY: Size 50mm Diameter
1402-PU: Size 50mm Diameter
1402-LK: Size 50mm Diameter
Concealed Fixed



Pictured in Satin Chrome

Eden Square Open Escutcheon

1403-PY: Size 50mm Diameter
1403-PU: Size 50mm Diameter
1403-LK: Size 50mm Diameter
Concealed Fixed



Pictured in Medium Antique Brass

Fleet Round Open Escutcheon

1407-PY: Size 50mm Diameter
1407-PU: Size 50mm Diameter
1407-LK: Size 50mm Diameter
Concealed Fixed



Pictured in Polished Nickel

Alton Round Open Escutcheon

1400-PY: Size 50mm Diameter
1400-PU: Size 50mm Diameter
1400-LK: Size 50mm Diameter
Concealed Fixed



Pictured in Satin Brass



Image courtesy of RK Door Systems -
www.rkdoorsystems.co.uk | 01872 222 300



Image courtesy of Y-Secure -
www.ysecure.co.uk | 020 3876 5712



Image courtesy of Y-Secure -
www.ysecure.co.uk | 020 3876 5712




Image courtesy of SWD Bespoke -
www.swdbespoke.com | 01932 851081

Burlington Lion Head Door Knocker

290-1: Size 150 x 140mm

290-2: Size 238 x 218mm

Bolt-Through Fixing



Pictured in Polished Chrome

Dolphin Door Knocker

300: Size 105 x 125mm

Bolt-Through Fixing



Pictured in Polished Brass

Universal Letter Tidy

614: Size 291 x 85mm

Bolt-Through Fixing



Pictured in Polished Chrome

Princess Name or Number Plate

952: Size 145 x 88mm

Face Fixed



Pictured in Polished Brass

BrassArt

— DISTINCTLY BRITISH —

We are always happy to discuss your architectural ironmongery needs, whether by email, telephone or through one of our Approved Partners.

How to Contact Us

Website: www.brassart.com

E-mail: sales@brassart.com

Tel.: +44 (0)1384 898839



46



Parkstone Door Pull Handle [1511]. See page 36.
Pictured in Polished Brass.

